

# Laboratory Equipment

Name: Key  
Date: \_\_\_\_\_

Write the correct name of the pieces of equipment shown below. Choose from the list of names provided.

Evaporating Dish  
Crucible and Cover  
Clay Triangle  
Burette  
Beaker

Test Tube  
Volumetric Flask  
Test Tube Clamp  
Watch Glass  
Crucible Tongs

Erlenmeyer Flask  
Ring Stand  
Graduated Cylinder  
Wire Gauze  
Bunsen Burner  
Funnel



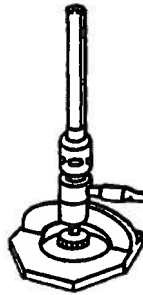
clay triangle



burette



evaporating dish



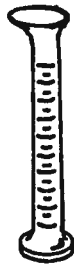
Bunsen burner



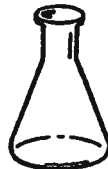
test tube



beaker



graduated cylinder



Erlenmeyer flask



funnel



wire gauze



ring stand



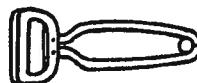
crucible tongs



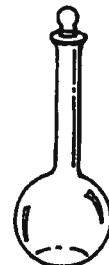
watch glass



crucible + cover



test tube clamp



volumetric flask